












Child Abuse: Prevention

The VLS Core Content was designed to align across tracks which means a significant portion of each track's content is relevant for all direct care staff. This document identifies unique age-specific content, activities, and resources by lesson and can be used as a guide for review material if a staff member moves to care for a new age-group. For example, direct care staff who move from an infant and toddler to a preschool classroom should consult the Preschool track to be aware of age-specific material that resides in that track. Use this document as a guide and remember to work with your trainer to help identify content areas in the VLS where you may need extra review and support to be knowledgeable about best practices for all children in your care.

LESSON 1

Infants & Toddlers Preventing Child Abuse and Neglect and Center	Preschool Preventing Child Abuse and Neglect in Center Settings	School Age Preventing Child Abuse and Neglect in School-Age Programs
<div data-bbox="352 894 495 946">  KNOW </div> <p>1. Section: <i>Special Consideration for Infants: Shaken Baby Syndrome</i></p>	<p>*No Action Required</p> <p>If you are moving to this track and you have already covered this course in another track in the VLS, you may skip this lesson as it is equivalent across each direct-care track.</p>	<div data-bbox="1591 894 1751 946">  SEE </div> <p>1. Video: <i>Program Practices that Promote Protective Factors</i></p>

LESSON 2

Infants & Toddlers Understanding Development: Infants and Toddlers	Preschool Understanding Development: Preschool	School Age Understanding Development: School-Age
<div data-bbox="352 495 495 548">  KNOW </div> <ol style="list-style-type: none"> Chart: <i>Infants & Toddlers Development</i> Section: <i>Special Concerns for Infants & Toddlers: Prolonged Crying</i> Section: <i>Shaken Baby Syndrome</i> <div data-bbox="342 760 501 807">  SEE </div> <ol style="list-style-type: none"> Video: <i>Understanding Infant and Toddler Development</i> Chart: <i>Realistic/Unrealistic Expectations</i> <div data-bbox="352 961 495 1008">  APPLY </div> <ol style="list-style-type: none"> Attachment: <i>Your Baby at 2 Months</i> 	<div data-bbox="972 495 1115 548">  KNOW </div> <ol style="list-style-type: none"> Chart: <i>Preschool Development</i> <div data-bbox="961 646 1121 693">  SEE </div> <ol style="list-style-type: none"> Video: <i>Understanding Development during Preschool</i> Chart: <i>Realistic/Unrealistic Expectations</i> <div data-bbox="972 847 1115 894">  APPLY </div> <ol style="list-style-type: none"> Attachment: <i>Your Child at 3 Years</i> Attachment: <i>Your Child at 4 Years</i> Attachment: <i>Your Child at 5 Years</i> 	<div data-bbox="1602 495 1745 548">  KNOW </div> <ol style="list-style-type: none"> Chart: <i>School-age Development</i> Section: <i>Understanding Temperament, Personality, and Individual Differences</i> <div data-bbox="1591 719 1751 766">  SEE </div> <ol style="list-style-type: none"> Video: <i>Understanding Development for School-Age Children</i> Chart: <i>Realistic/Unrealistic Expectations</i> <div data-bbox="1602 920 1745 967">  APPLY </div> <ol style="list-style-type: none"> Attachment: <i>Positive Parenting Tips for Healthy Child Development – 6-8 Years</i> Attachment: <i>Positive Parenting Tips for Healthy Child Development – 9-11 Years</i>

LESSON 3

Infants & Toddlers

Promoting Children's Social Skills
and Emotional Competence

***Consult Entire Lesson:**

If you are moving to this track and you have already covered this course in another VLS track, you should still consult this lesson in its entirety because it contains significant, unique content specific to infants and toddlers.

Preschool

Promoting Children's Social Skills
and Emotional Competence

***Consult Entire Lesson:**

If you are moving to this track and you have already covered this course in another VLS track, you should still consult this lesson in its entirety because it contains significant, unique content specific to preschool children.










School Age

Promoting Children's Social Skills
and Emotional Competence





***Consult Entire Lesson:**

If you are moving to this track and you have already covered this course in another VLS track, you should still consult this lesson in its entirety because it contains significant, unique content specific to school-age children.

LESSON 4

Infants & Toddlers	Preschool	School Age
Responding to Behavior that Challenges	Responding to Behavior that Challenges	Responding to Behavior that Challenges
<p> KNOW</p> <ol style="list-style-type: none"> Section: Initial <i>Know</i> paragraphs Section: <i>What are Positive Guidance Techniques? (Infants and Mobile Infants)</i> <p> SEE</p> <ol style="list-style-type: none"> Chart: <i>Acceptable and Unacceptable Guidance Strategies</i> <p> APPLY</p> <ol style="list-style-type: none"> Attachment: <i>Understanding your child's behavior: Reading Your Child's Cues from Birth to Age 2</i> Attachment: <i>Responding to your Child's Bite</i> 	<p> KNOW</p> <ol style="list-style-type: none"> Section: Initial <i>Know</i> paragraphs <p> SEE</p> <ol style="list-style-type: none"> Chart: <i>Acceptable and Unacceptable Guidance Strategies</i> Video: <i>Positive Child Guidance: Preschool</i> <p> APPLY</p> <ol style="list-style-type: none"> Attachment: <i>Positive Solutions for Families</i> 	<p> KNOW</p> <ol style="list-style-type: none"> Section: Initial <i>Know</i> paragraphs <p> SEE</p> <ol style="list-style-type: none"> Chart: <i>Acceptable and Unacceptable Guidance Strategies</i> Video: <i>Positive Child Guidance: School-Age Programs</i> <p> APPLY</p> <ol style="list-style-type: none"> Attachment: <i>Managing Stress Guide</i>

LESSON 5

Infants & Toddlers Making the Center a Safe Place for Children	Preschool Making the Center a Safe Place for Children	School Age Making the Center a Safe Place for School-Age Children
<div data-bbox="352 500 495 553">  KNOW </div> <ol style="list-style-type: none"> Section: <i>Special Supervision Considerations for Infants</i> 	<p>*No Action Required</p> <p>If you are moving to this track and you have already covered this course in another track in the VLS, you may skip this lesson as it is equivalent across each direct-care track.</p>	<div data-bbox="1602 500 1745 553">  KNOW </div> <ol style="list-style-type: none"> Section: Supervision of Children <div data-bbox="1602 634 1745 688">  SEE </div> <ol style="list-style-type: none"> Video: <i>Facilities that Protect Children from Harm</i> <div data-bbox="1602 764 1745 818">  APPLY </div> <ol style="list-style-type: none"> Attachment: <i>Protecting Yourself from False Allegations of Child Abuse and Neglect</i>